



Voyage

International beauty est.2020

YACHT SPA COURSE INFORMATION

VOYAGE INTERNATIONAL BEAUTY

BEAUTY | JOURNEY | LEARN


Through practical training and continuous assistance, VOYAGE INTERNATIONAL BEAUTY gives students the chance to succeed in the SPA AND SUPERYACHTING industries.

Each student will graduate with a solid foundation in theory and product knowledge, as well as a thorough comprehension and practical mastery in their chosen field.

With their abundance of knowledge and teaching experience, our educators will make sure every student achieves their full potential and upholds the highest standard of work.

The training programs offered by VOYAGE INTERNATIONAL BEAUTY are all CPD-approved SAAHSP programs. We are a corporate member of SAAHSP. Our programs are also internationally recognized by ITEC and yachting accredited with IAMI GUEST, enabling graduates to use their certifications worldwide.





We pride ourselves
on offering
accredited YACHT
SPA TRAINING.



TRAINING STRUCTURE

Our training programs are designed to provide both online and hands-on training opportunities.

We have a curriculum to fit your needs, whether you are new to the industry or looking to upgrade your present skill set.

We allow a maximum of 6 STUDENTS in our practical training programs so that each person gets the individualized attention they require to succeed.

To receive certification, all case studies and theory examinations must be submitted online through the student portal within 3 MONTHS.

SUPERYACHT SPA TRAINING COURSES

For Yacht Crew


- Ultimate Yacht Spa Therapist
- Ultimate Beauty Therapist
- Basic Stew/masseuse
- Advanced Stew/masseuse
- Basic Stew/Beautician
- Advanced Stew/Beautician
- GUEST UNIT 31 Superyacht Spa Management

For Qualified Spa Therapists

- Superyacht Spa Transition(For landbased therapists)

Upskill Courses

- Dermaplaning
- Microneedling
- Chemical Peels
- Lash and brow tint and shape
- Lash lift
- Brow lamination
- Henna Brows
- Lash extensions
- Make-up
- Body Scrub & Wrap
- Waxing
- Heel Peel
- Paraffin Dip
- Gel Application



WORK IN THE
PRESTINE YACHTING
INDUSTRY AND
TRAVEL THE WORLD

TERMS AND CONDITIONS



We pride ourselves
on offering

Booking Confirmation and Refund Policy

To confirm your booking, you must complete the booking form, make payment, and provide proof of payment. Please note that due to high demand, refunds are subject to specific terms and conditions:

- No refunds will be granted for cancellations made less than two weeks before the course start date.
- A 50% refund will be granted for cancellations made 2-4 weeks before the course start date.
- A full refund will be granted for cancellations made at least four weeks before the course start date.
- Failure to attend the first day of the course will result in forfeiture of your spot and be considered a cancellation.
- International payments are subject to bank-related costs of R350 – R420, which must be covered by the student.
- Please ensure that you accept all bank charges on your side to avoid payment issues.

Travel Insurance and Liability

All travelers are required to have travel insurance, and Voyage International Beauty and its partners assume no responsibility for flight changes, cancellations, missed courses, or inappropriate behavior. Students must disclose any medication use or injuries prior to training, including allergies.

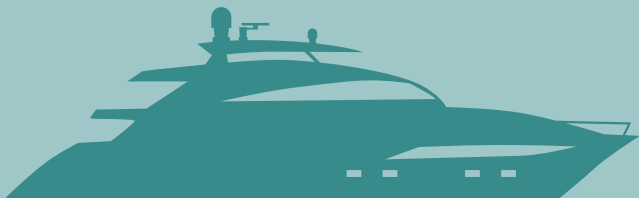
Code of Conduct

Consumption of alcohol or drugs is strictly prohibited on the premises, and intoxicated students may be dismissed from the training. Students must arrive at least 15 minutes before their course start time, and latecomers may not be allowed into the class. Voyage International Beauty assumes no liability beyond a refund of the full fee paid by the student(s) or unused portions thereof.

Flexible Booking

Students must allow for a flexible time frame when booking their courses to ensure that they can attend all sessions.

SPA COURSES FOR YACHT CREW



Ultimate Yacht Therapist

This is in-depth training that has been altered to the standards of yachting.

We will train you to deliver the perfect treatments with confidence whilst working onboard a yacht.

This certificate will allow you to work on the land at a later stage should you wish to.



- Swedish massage
- Hot stone massage
- Pre-blend aroma
- Manicure and Pedicure
- Gel application
- Lash and Brow tint and shape
- Introduction to stew/masseuse or beautician
- 1-8 only in-class practical

ONLINE LEARNING

Students who enroll will be given access to the online student portal, where they must become familiar with the Classic theory and training video lectures. This is your chance to prepare ahead of time by writing down any questions you have for your teacher in class.

PRACTICAL TRAINING

During this full-day lesson, the entire theoretical and visual material will be reviewed. Under the guidance of their Educator, students will next enter into the practical portion of training with clients. It will be up to the students to set up their own clients to work with.

THEORY ASSESSMENT

Students must complete a theory examination after training and submit it through their online student portal. Students may consult their Classic training manual as needed during this online exam.

CASE STUDIES

Perfect practice makes perfect! On five models of their choice, students must practice their technique. If students need further help from their educator to complete their case studies, refresher sessions can be scheduled.

Students can decide how quickly they want to do their case studies, although we advise them to finish them within three months.

FINAL ASSESSMENT

Once practical assessment and the case study submissions have been assessed and marked and theory is passed.

CERTIFICATION

Once the Educator is confident with the standard of theory and practical work demonstrated, the certificate will be awarded.

Ultimate Beauty. Therapist

This is in-depth training that has been altered to the standards of yachting.

We will train you to deliver the perfect treatments with confidence whilst working onboard a yacht.

This certificate will allow you to work on the land at a later stage should you wish to.

- Manicure
- Pedicure
- Facial skincare
- Eyelash and Eyebrow tint & shape
- Lash lift
- Introduction to stew/masseuse or beautician
- Theory online before the practical class
- 8 days of in-class practical
- Certification will take place after the case studies have been completed
- Support after the course with WhatsApp groups
- Practical kits included



ONLINE LEARNING

Students who enroll will be given access to the online student portal, where they must become familiar with the Classic theory and training video lectures. This is your chance to prepare ahead of time by writing down any questions you have for your teacher in class.

PRACTICAL TRAINING

During this full-day lesson, the entire theoretical and visual material will be reviewed. Under the guidance of their Educator, students will next enter into the practical portion of training with clients. It will be up to the students to set up their own clients to work with.

THEORY ASSESSMENT

Students must complete a theory examination after training and submit it through their online student portal. Students may consult their Classic training manual as needed during this online exam.

CASE STUDIES

Perfect practice makes perfect! On five models of their choice, students must practice their technique. If students need further help from their educator to complete their case studies, refresher sessions can be scheduled. Students can decide how quickly they want to do their case studies, although we advise them to finish them within three months.

FINAL ASSESSMENT

Once practical assessment and the case study submissions have been assessed and marked and theory is passed.

CERTIFICATION

Once the Educator is confident with the standard of theory and practical work demonstrated, the certificate will be awarded.

Basic Stew/Masseuse

A stewardess that would like to be more employable and have dual roles in the yachting industry.

We offer a yacht masseuse course that covers Swedish massage with in-depth training that has been altered to the standards of yachting.

We will train you to deliver the perfect massage in confidence whilst working onboard a yacht.

This certificate will allow you to work on the land at a later stage should you wish to.

- Swedish massage
- Introduction to stew/masseuse or beautician
- Theory online before the practical class
- 1-5 only in-class practical



ONLINE LEARNING

Students who enroll will be given access to the online student portal, where they must become familiar with the Classic theory and training video lectures. This is your chance to prepare ahead of time by writing down any questions you have for your teacher in class.

PRACTICAL TRAINING

During this full-day lesson, the entire theoretical and visual material will be reviewed. Under the guidance of their Educator, students will next enter into the practical portion of training with clients. It will be up to the students to set up their own clients to work with.

THEORY ASSESSMENT

Students must complete a theory examination after training and submit it through their online student portal. Students may consult their Classic training manual as needed during this online exam.

CASE STUDIES

Perfect practice makes perfect! On five models of their choice, students must practice their technique. If students need further help from their educator to complete their case studies, refresher sessions can be scheduled.

Students can decide how quickly they want to do their case studies, although we advise them to finish them within three months.

FINAL ASSESSMENT

Once practical assessment and the case study submissions have been assessed and marked and theory is passed.

CERTIFICATION

Once the Educator is confident with the standard of theory and practical work demonstrated, the certificate will be awarded.

Advanced Stew/Masseuse

We offer an advanced yacht masseuse course that covers Swedish massage, Hot stone massage, Advanced massage techniques, and basic pre-blend Aromatherapy, with in-depth training that has been altered to the standards of yachting.

We will train you to deliver the perfect massage in confidence whilst working onboard a yacht.

This certificate will allow you to work on the land at a later stage should you wish to.

- Swedish massage
- Hot-stone massage
- Pre-blend aroma massage
- Introduction to stew/masseuse or beautician
- Theory online before the practical class
- 1-5 only in-class practical



ONLINE LEARNING

Students who enroll will be given access to the online student portal, where they must become familiar with the Classic theory and training video lectures. This is your chance to prepare ahead of time by writing down any questions you have for your teacher in class.

PRACTICAL TRAINING

During this full-day lesson, the entire theoretical and visual material will be reviewed. Under the guidance of their Educator, students will next enter into the practical portion of training with clients. It will be up to the students to set up their own clients to work with.

THEORY ASSESSMENT

Students must complete a theory examination after training and submit it through their online student portal. Students may consult their Classic training manual as needed during this online exam.

CASE STUDIES

Perfect practice makes perfect! On five models of their choice, students must practice their technique. If students need further help from their educator to complete their case studies, refresher sessions can be scheduled.

Students can decide how quickly they want to do their case studies, although we advise them to finish them within three months.

FINAL ASSESSMENT

Once practical assessment and the case study submissions have been assessed and marked and theory is passed.

CERTIFICATION


Once the Educator is confident with the standard of theory and practical work demonstrated, the certificate will be awarded.

Basic Stew/Beautician

We offer a basic yacht beautician course that covers Manicure and Pedicure in-depth training that has been altered to the standards of yachting.

We will train you to deliver the perfect massage in confidence whilst working onboard a yacht.

This certificate will allow you to work on the land at a later stage should you wish to.



- Manicure
- Pedicure
- Introduction to stew/masseuse or beautician
- Theory online before the practical class
- 1-5 only in-class practical

ONLINE LEARNING

Students who enroll will be given access to the online student portal, where they must become familiar with the Classic theory and training video lectures. This is your chance to prepare ahead of time by writing down any questions you have for your teacher in class.

PRACTICAL TRAINING

During this full-day lesson, the entire theoretical and visual material will be reviewed. Under the guidance of their Educator, students will next enter into the practical portion of training with clients. It will be up to the students to set up their own clients to work with.

THEORY ASSESSMENT

Students must complete a theory examination after training and submit it through their online student portal. Students may consult their Classic training manual as needed during this online exam.

CASE STUDIES

Perfect practice makes perfect! On five models of their choice, students must practice their technique. If students need further help from their educator to complete their case studies, refresher sessions can be scheduled.

Students can decide how quickly they want to do their case studies, although we advise them to finish them within three months.

FINAL ASSESSMENT

Once practical assessment and the case study submissions have been assessed and marked and theory is passed.

CERTIFICATION

Once the Educator is confident with the standard of theory and practical work demonstrated, the certificate will be awarded.

Advanced Stew/Beautician

We offer an advanced yacht beautician course that covers Manicure, Pedicure, and Heel Peel in-depth training that has been altered to the standards of yachting.

We will train you to deliver the perfect treatments with confidence whilst working onboard a yacht.

This certificate will allow you to work on the land at a later stage should you wish to.

- Manicure
- Pedicure
- Heel Peel
- Introduction to stew/masseuse or beautician
- Theory online before the practical class
- 1-5 only in-class practical



ONLINE LEARNING

Students who enroll will be given access to the online student portal, where they must become familiar with the Classic theory and training video lectures. This is your chance to prepare ahead of time by writing down any questions you have for your teacher in class.

PRACTICAL TRAINING

During this full-day lesson, the entire theoretical and visual material will be reviewed. Under the guidance of their Educator, students will next enter into the practical portion of training with clients. It will be up to the students to set up their own clients to work with.

THEORY ASSESSMENT

Students must complete a theory examination after training and submit it through their online student portal. Students may consult their Classic training manual as needed during this online exam.

CASE STUDIES

Perfect practice makes perfect! On five models of their choice, students must practice their technique. If students need further help from their educator to complete their case studies, refresher sessions can be scheduled.

Students can decide how quickly they want to do their case studies, although we advise them to finish them within three months.

FINAL ASSESSMENT

Once practical assessment and the case study submissions have been assessed and marked and theory is passed.

CERTIFICATION

Once the Educator is confident with the standard of theory and practical work demonstrated, the certificate will be awarded.

Guest Unit 31 Superyacht Spa Management

Voyage International Beauty's Yacht Spa Management course is designed for individuals aspiring to lead spa operations on superyachts. The program covers spa management knowledge and skills, personal presentation, conduct, etiquette, health, yacht spa administration, safety management systems, communication, and meeting guest needs. The course is ideal for certified health and skincare therapists, somatologists, and cosmetologists who want to master leadership and management skills onboard superyachts. Completion requires additional certifications, and students must possess basic literacy and numeracy skills and have computer and internet access.



NOTE:

To obtain the Guest accredited certificate, you will need to complete additional courses.

This is intended for qualified spa stewards.

The Guest Yacht Interior Administration course covers unit 34 at an additional cost.

ONLINE LEARNING

Students who enroll will be given access to the online student portal, where they must become familiar with the Classic theory and training video lectures. This is your chance to prepare ahead of time by writing down any questions you have for your teacher in class.

CERTIFICATION

Once the Educator is confident with the standard of theory and practical work demonstrated, the certificate will be awarded.

GUEST Yacht Spa Management Unit 31

- The Occupational Roles, Responsibilities & Duties of a Yacht Spa Manager
- The Hygiene & Presentation standards for Spa Personal
- The Etiquette & Behaviour standards for Spa Personal
- The Importance of Maintaining Wellbeing for Self & Others
- The Yacht Spa Environments, & the Challenges
- The Yacht Spa Operations & meeting guest expectations
- The Safe Working Practices & Risk Assessments within the Spa Areas
- The Spa Booking Systems & Record Keeping
- The Spa Products & Equipment, including Stock Control, Purchasing & Budgeting
- The Spa Area & Equipment Preparation Processes (inc. SOPS)
- Managing Spa Administrations Inc: Booking Treatments & Spa Services
- Interpersonal Communication & interacting with Guests, Inc. Forms of Address
- Managing guest feedback & Conflict Resolution

YACHT COURSES FOR QUALIFIED SPA THERAPISTS

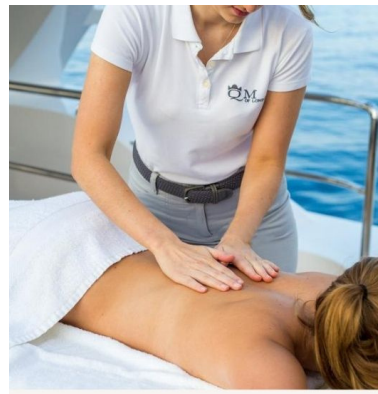


SUPERYACHT SPA TRANSITION COURSE

The premier spa and wellness training facility for yachts is Voyage International Beauty.

The most prestigious Superyachts and hospitality companies confidently look for our graduates to join their crew because of the excellence of our instruction and preparation of students.

Voyage International Beauty introduces you to the wellness world so that you may later provide each guest with a world of wellness.



- Introduction to Superyachting
- Procedure onboard
- Working abroad
- Difference between Yachts, Boats, and Ships
- Land-based spa VS Yacht spa
- Cruiseship VS Yachts
- Having a dual role on board
- Challenges doing treatments on yachts
- Spa Safety
- Guest Relations
- Personal appearance and hygiene
- Mental wellbeing
- Communication onboard
- Quality of spa service on board
- Spa preparation and setup
- Treatment Preparation
- Treatment adaptations
- Creating a bespoke wellness journey for guest
- theory online before the practical class
- 1-5 only in-class practical

ONLINE LEARNING

Students who enroll will be given access to the online student portal, where they must become familiar with the Classic theory and training video lectures. This is your chance to prepare ahead of time by writing down any questions you have for your teacher in class.

PRACTICAL TRAINING

During this full-day lesson, the entire theoretical and visual material will be reviewed. Under the guidance of their Educator, students will next enter into the practical portion of training with clients. It will be up to the students to set up their own clients to work with.

THEORY ASSESSMENT

Students must complete a theory examination after training and submit it through their online student portal. Students may consult their Classic training manual as needed during this online exam.

CASE STUDIES

Perfect practice makes perfect! On five models of their choice, students must practice their technique. If students need further help from their educator to complete their case studies, refresher sessions can be scheduled. Students can decide how quickly they want to do their case studies, although we advise them to finish them within three months.

FINAL ASSESSMENT

Once practical assessment and the case study submissions have been assessed and marked and theory is passed.

CERTIFICATION

Once the Educator is confident with the standard of theory and practical work demonstrated, the certificate will be awarded.

COMPULSORY YACHT COURSES

With the help of this course, you will learn how to work as a spa therapist aboard a yacht, including how to manage a dual role, and learn about the requirements and expectations of the role.

This program includes:


1. Superyacht spa transition course (at voyage)
2. STCW
3. ENG1
4. Stewardesses course (with trusted Training partners)

A spa therapist that would like to be more employable and have dual roles in the yachting industry.



YACHT COURSES

- STCW
- FOOD HEALTH AND SAFETY
- ENG 1



STEWARDESS COURSE

COMMUNICATION
START & END TIME
DRESS CODE
BEHAVIOUR
PROOF OF EVIDENCE
ASSESSMENTS & PRACTICAL

MODULE 1 -YACHTING INDUSTRY OVERVIEW

MODULE 2 - LAUNDRY & PRACTICAL

MODULE 3 - SERVICE THEORY

MODULE 4 - SERVICE PRACTICAL

MODULE 5 - HOUSEKEEPING THEORY & PRACTICAL

THERAPIST UPSKILL COURSES



SKINCARE



Basic Skincare

Our facial skincare course will teach you the full facial treatment process to improve the appearance and condition of the skin.

Guided by our comprehensive study materials and video tutorials, this online course will take you through the process for one of the most requested services within the beauty industry, specifically how to perform facial skincare treatments with confidence, adhering to a professional level of service.



- Professionalism
- Basic treatment sequence
- Client consultation
- Cleansing
- Toning
- Skin analysis
- Exfoliation
- Steaming
- Facial massage
- Mask therapy
- Final skin preparation
- Eyelash & Eyebrow tinting
- Introduction to steward/masseuse or beautician

ONLINE LEARNING

Students who enroll will be given access to the online student portal, where they must become familiar with the Classic theory and training video lectures. This is your chance to prepare ahead of time by writing down any questions you have for your teacher in class.

PRACTICAL TRAINING

During this full-day lesson, the entire theoretical and visual material will be reviewed. Under the guidance of their Educator, students will next enter into the practical portion of training with clients. It will be up to the students to set up their own clients to work with.

THEORY ASSESSMENT

Students must complete a theory examination after training and submit it through their online student portal. Students may consult their Classic training manual as needed during this online exam.

CASE STUDIES

Perfect practice makes perfect! On five models of their choice, students must practice their technique. If students need further help from their educator to complete their case studies, refresher sessions can be scheduled.

Students can decide how quickly they want to do their case studies, although we advise them to finish them within three months.

FINAL ASSESSMENT

Once practical assessment and the case study submissions have been assessed and marked and theory is passed.

CERTIFICATION

Once the Educator is confident with the standard of theory and practical work demonstrated, the certificate will be awarded.

DERMAPLANING

This course will teach you specialized Dermaplaning techniques that are part of advanced facials.

This treatment is product-dependent and the kit is mandatory

Dermaplaning provides an effective and safe exfoliation (cosmetology) treatment promoting deeper beauty product penetration, making the skin look and feel smoother.

Another benefit is the reduction in the appearance of acne.



- Introduction
- Benefits of Dermaplane
- Client Consultation Card
- Plinth and Trolley Setting
- Dermaplaning Procedure
- Aftercare and Homecare Advice

ONLINE LEARNING

Students who enroll will be given access to the online student portal, where they must become familiar with the Classic theory and training video lectures. This is your chance to prepare ahead of time by writing down any questions you have for your teacher in class.

PRACTICAL TRAINING

During this full-day lesson, the entire theoretical and visual material will be reviewed. Under the guidance of their Educator, students will next enter into the practical portion of training with clients. It will be up to the students to set up their own clients to work with.

THEORY ASSESSMENT

Students must complete a theory examination after training and submit it through their online student portal. Students may consult their Classic training manual as needed during this online exam.

CASE STUDIES

Perfect practice makes perfect! On five models of their choice, students must practice their technique. If students need further help from their educator to complete their case studies, refresher sessions can be scheduled. Students can decide how quickly they want to do their case studies, although we advise them to finish them within three months.

FINAL ASSESSMENT

Once practical assessment and the case study submissions have been assessed and marked and theory is passed.

CERTIFICATION

Once the Educator is confident with the standard of theory and practical work demonstrated, the certificate will be awarded.

MICRONEEDLING

Microneedling is a minimally invasive procedure that aims to treat scar tissue, lax skin, wrinkles, and large pores by increasing collagen. Benefits, indications, contraindications, side effects, disinfection and sanitization, medical history and a consent form, danger of micro-needling, post-care, how many times to perform, how to do the treatment, and all steps of a procedure.

Everything you need to know to perform the treatment.



- Introduction
- Collagen Introduction Pen Vs. Roller
- How Does Collagen Induction Work
- Treatment Objectives
- Skin Healing Process
- Indications
- Contra-Indications
- Prior Treatment
- Post Treatment
- Client Consultation Card
- Plinth and Trolley Setting
- Depth of Needling in Different Areas
- Frequency of Treatment
- Specific Aftercare
- Procedure
- Certification Process

ONLINE LEARNING

Students who enroll will be given access to the online student portal, where they must become familiar with the Classic theory and training video lectures. This is your chance to prepare ahead of time by writing down any questions you have for your teacher in class.

PRACTICAL TRAINING

During this full-day lesson, the entire theoretical and visual material will be reviewed. Under the guidance of their Educator, students will next enter into the practical portion of training with clients. It will be up to the students to set up their own clients to work with.

THEORY ASSESSMENT

Students must complete a theory examination after training and submit it through their online student portal. Students may consult their Classic training manual as needed during this online exam.

CASE STUDIES

Perfect practice makes perfect! On five models of their choice, students must practice their technique. If students need further help from their educator to complete their case studies, refresher sessions can be scheduled. Students can decide how quickly they want to do their case studies, although we advise them to finish them within three months.

FINAL ASSESSMENT

Once practical assessment and the case study submissions have been assessed and marked and theory is passed.

CERTIFICATION

Once the Educator is confident with the standard of theory and practical work demonstrated, the certificate will be awarded.

CHEMICAL PEEL

Chemical peels provide a solution for many skin conditions including scarring and anti-aging. The course will be administered in theory, demonstrations, case studies, and hands-on training.

The student will learn how chemical peels work, the precautions, side effects, selection and assessment of the client, daily skincare, and contraindications.

This course is important for new and intermediate-level chemical peel users.



- Introduction
- Classifications of Exfoliants
- Alpha Hydroxy Acids
- Alpha Hydroxy Acid Peel Treatment Sequence
- Beta Hydroxy Acids (SALICYLIC)
- Salicylic Acid Peel Treatment Sequence
- Homecare Recommendations
- Consultation Card
- Certification Process
- 5 days of in-class practical training
- Includes practical kit

ONLINE LEARNING

Students who enroll will be given access to the online student portal, where they must become familiar with the Classic theory and training video lectures. This is your chance to prepare ahead of time by writing down any questions you have for your teacher in class.

PRACTICAL TRAINING

During this full-day lesson, the entire theoretical and visual material will be reviewed. Under the guidance of their Educator, students will next enter into the practical portion of training with clients. It will be up to the students to set up their own clients to work with.

THEORY ASSESSMENT

Students must complete a theory examination after training and submit it through their online student portal. Students may consult their Classic training manual as needed during this online exam.

CASE STUDIES

Perfect practice makes perfect! On five models of their choice, students must practice their technique. If students need further help from their educator to complete their case studies, refresher sessions can be scheduled. Students can decide how quickly they want to do their case studies, although we advise them to finish them within three months.

FINAL ASSESSMENT

Once practical assessment and the case study submissions have been assessed and marked and theory is passed.

CERTIFICATION

Once the Educator is confident with the standard of theory and practical work demonstrated, the certificate will be awarded.

MAKE-UP

When you take makeup classes at Voyage International Beauty, you get hands-on training and the opportunity to experiment with a variety of industry trends, cosmetics, and tools that will help you become a more skilled and knowledgeable makeup artist.

You will learn in-depth information about the business as a part of the makeup classes, which is necessary to succeed and establish a name for yourself in the wellness and beauty industries.



- Introduction
- Hygiene and Sterilisation
- Contra-Indications
- Tools
- Application of Makeup
- Sequence
- Make-up Selection
- Contour Cosmetics
- Problems and Corrections
- Different Make-Up Services
- Consultation Card
- Certification Process
- 5 days in-class practical training
- Includes practical kit

ONLINE LEARNING

Students who enroll will be given access to the online student portal, where they must become familiar with the Classic theory and training video lectures. This is your chance to prepare ahead of time by writing down any questions you have for your teacher in class.

PRACTICAL TRAINING

During this full-day lesson, the entire theoretical and visual material will be reviewed. Under the guidance of their Educator, students will next enter into the practical portion of training with clients. It will be up to the students to set up their own clients to work with.

THEORY ASSESSMENT

Students must complete a theory examination after training and submit it through their online student portal. Students may consult their Classic training manual as needed during this online exam.

CASE STUDIES

Perfect practice makes perfect! On five models of their choice, students must practice their technique. If students need further help from their educator to complete their case studies, refresher sessions can be scheduled. Students can decide how quickly they want to do their case studies, although we advise them to finish them within three months.

FINAL ASSESSMENT

Once practical assessment and the case study submissions have been assessed and marked and theory is passed.

CERTIFICATION

Once the Educator is confident with the standard of theory and practical work demonstrated, the certificate will be awarded.

EYE ENHANCEMENT TREATMENTS



Lash and Brow Tint and Shape

How to safely and successfully perform eyebrow shaping treatments and eyelash & eyebrow tinting.

Guided by our comprehensive study materials, mobile app, and video tutorials, this online course will take you through the process of performing these hugely popular treatments, as well as learning the theoretical knowledge and safety procedures involved in practicing these treatments to an industry standard.

- Module 1 Hygiene and Sterilization
- Module 2 Who is indicated for tinting
- Module 3 Contra-Indications
- Module 4 Tinting and its benefits
- Module 5 Procedure and Application
- Module 6 Aftercare Advice
- Certification Process
- 1 day in-class practical training kit
- Including practical kit



ONLINE LEARNING

Students who enroll will be given access to the online student portal, where they must become familiar with the Classic theory and training video lectures. This is your chance to prepare ahead of time by writing down any questions you have for your teacher in class.

PRACTICAL TRAINING

During this full-day lesson, the entire theoretical and visual material will be reviewed. Under the guidance of their Educator, students will next enter into the practical portion of training with clients. It will be up to the students to set up their own clients to work with.

THEORY ASSESSMENT

Students must complete a theory examination after training and submit it through their online student portal. Students may consult their Classic training manual as needed during this online exam.

CASE STUDIES

Perfect practice makes perfect! On five models of their choice, students must practice their technique. If students need further help from their educator to complete their case studies, refresher sessions can be scheduled. Students can decide how quickly they want to do their case studies, although we advise them to finish them within three months.

FINAL ASSESSMENT

Once practical assessment and the case study submissions have been assessed and marked and theory is passed.

CERTIFICATION

Once the Educator is confident with the standard of theory and practical work demonstrated, the certificate will be awarded.

LASH LIFT



These treatments, work to dramatically enhance the eye and reduce the need for daily make-up application, therefore proving to be extremely popular treatments to offer from home and/or mobile salon, especially when offered together..

- Introduction
- Contra-Indications
- Client Card, Hygiene & Safety
- Kit List
- Product Knowledge
- Consultant Card
- Plinth & Trolley Setting
- Tinting Procedure
- Lash Lift Application
- Aftercare / Homecare Advice
- Certification Process
- 1-day in-class practical training

ONLINE LEARNING

Students who enroll will be given access to the online student portal, where they must become familiar with the Classic theory and training video lectures. This is your chance to prepare ahead of time by writing down any questions you have for your teacher in class.

PRACTICAL TRAINING

During this full-day lesson, the entire theoretical and visual material will be reviewed. Under the guidance of their Educator, students will next enter into the practical portion of training with clients. It will be up to the students to set up their own clients to work with.

THEORY ASSESSMENT

Students must complete a theory examination after training and submit it through their online student portal. Students may consult their Classic training manual as needed during this online exam.

CASE STUDIES

Perfect practice makes perfect! On five models of their choice, students must practice their technique. If students need further help from their educator to complete their case studies, refresher sessions can be scheduled. Students can decide how quickly they want to do their case studies, although we advise them to finish them within three months.

FINAL ASSESSMENT

Once practical assessment and the case study submissions have been assessed and marked and theory is passed.

CERTIFICATION

Once the Educator is confident with the standard of theory and practical work demonstrated, the certificate will be awarded.

BROW LAMINATION

Guided by our comprehensive study materials, mobile app, and video tutorials, this online course will take you through the treatment processes; including brow lamination (also known as brow lifting) process, brow tinting, and basic eyebrow shaping to equip you with the skills and confidence to offer these highly-requested treatments, desired by many for enhanced, defined brows without the need for daily make-up application.



- Introduction
- Who is indicated for Brow lamination
- Benefits
- Contra-indications
- Aftercare/homecare advice
- Troubleshooting
- What is in the kit
- Step-by-step procedure
- Certification Process
- 1-day in-class practical training

ONLINE LEARNING

Students who enroll will be given access to the online student portal, where they must become familiar with the Classic theory and training video lectures. This is your chance to prepare ahead of time by writing down any questions you have for your teacher in class.

PRACTICAL TRAINING

During this full-day lesson, the entire theoretical and visual material will be reviewed. Under the guidance of their Educator, students will next enter into the practical portion of training with clients. It will be up to the students to set up their own clients to work with.

THEORY ASSESSMENT

Students must complete a theory examination after training and submit it through their online student portal. Students may consult their Classic training manual as needed during this online exam.

CASE STUDIES

Perfect practice makes perfect! On five models of their choice, students must practice their technique. If students need further help from their educator to complete their case studies, refresher sessions can be scheduled. Students can decide how quickly they want to do their case studies, although we advise them to finish them within three months.

FINAL ASSESSMENT

Once practical assessment and the case study submissions have been assessed and marked and theory is passed.

CERTIFICATION

Once the Educator is confident with the standard of theory and practical work demonstrated, the certificate will be awarded.

HENNA BROWS

Brow mapping is an essential part of the brow shaping process. This process allows you to map an ideal brow shape.

Pre-drawing the brow shape will give your client a better idea of the shape they are going to get and this will help you ensure that they are going to be happy.

Perfectly shaped brows will not only make you more confident but will also create balance and symmetry to the face.



- Brow Mapping
- What are Henna brows
- Henna brows procedure
- Contra-indications
- Pre-treatment advice
- After-care
- Photographs
- Certification Process
- 1-day in-class practical training

ONLINE LEARNING

Students who enroll will be given access to the online student portal, where they must become familiar with the Classic theory and training video lectures. This is your chance to prepare ahead of time by writing down any questions you have for your teacher in class.

PRACTICAL TRAINING

During this full-day lesson, the entire theoretical and visual material will be reviewed. Under the guidance of their Educator, students will next enter into the practical portion of training with clients. It will be up to the students to set up their own clients to work with.

THEORY ASSESSMENT

Students must complete a theory examination after training and submit it through their online student portal. Students may consult their Classic training manual as needed during this online exam.

CASE STUDIES

Perfect practice makes perfect! On five models of their choice, students must practice their technique. If students need further help from their educator to complete their case studies, refresher sessions can be scheduled. Students can decide how quickly they want to do their case studies, although we advise them to finish them within three months.

FINAL ASSESSMENT

Once practical assessment and the case study submissions have been assessed and marked and theory is passed.

CERTIFICATION

Once the Educator is confident with the standard of theory and practical work demonstrated, the certificate will be awarded.

EYELASH EXTENSIONS

You will learn a range of Lash Extension Techniques along with how to put these together to perform a therapeutic, relaxing routine.

You will also learn the theoretical knowledge and safety procedures involved in practicing these treatments to an industry standard.

- Introduction to Eyelash Extensions
- Product Knowledge
- Preparation
- Plinth & Trolley Setting
- Tinting Procedure
- Client Consultation
- Lash Application
- Eyelash Sequence video
- Follow-up Treatment/Touch-ups
- Removal
- Aftercare



ONLINE LEARNING

Students who enroll will be given access to the online student portal, where they must become familiar with the Classic theory and training video lectures. This is your chance to prepare ahead of time by writing down any questions you have for your teacher in class.

PRACTICAL TRAINING

During this full-day lesson, the entire theoretical and visual material will be reviewed. Under the guidance of their Educator, students will next enter into the practical portion of training with clients. It will be up to the students to set up their own clients to work with.

THEORY ASSESSMENT

Students must complete a theory examination after training and submit it through their online student portal. Students may consult their Classic training manual as needed during this online exam.

CASE STUDIES

Perfect practice makes perfect! On five models of their choice, students must practice their technique. If students need further help from their educator to complete their case studies, refresher sessions can be scheduled. Students can decide how quickly they want to do their case studies, although we advise them to finish them within three months.

FINAL ASSESSMENT

Once practical assessment and the case study submissions have been assessed and marked and theory is passed.

CERTIFICATION

Once the Educator is confident with the standard of theory and practical work demonstrated, the certificate will be awarded.

BODY TREATMENTS



Waxing

Waxing Course is designed for those looking to learn how to safely and successfully carry out a variety of waxing treatments, and offer these services to clients from home and/or mobile.

You will be taught to carry out a range of the most popular waxing treatments, as well as learn the theoretical knowledge and safety procedures involved in practicing these treatments to an industry standard.

R8 700 - Incl Kit



- Professionalism
- Types of Wax Utilised
- Preparing Your Work Area
- Safety Precautions
- Client Consultation
- Consultation Card
- Practical Waxing Procedures
- Aftercare Advice
- Time Allocation
- Post Wax Treatments
- Skin Reactions and Situations
- Ingrown Hair
- Methods of Temporary Hair Removal
- Certification Process
- 5 days of in-class practical training
- Includes practical kit

ONLINE LEARNING

Students who enroll will be given access to the online student portal, where they must become familiar with the Classic theory and training video lectures. This is your chance to prepare ahead of time by writing down any questions you have for your teacher in class.

PRACTICAL TRAINING

During this full-day lesson, the entire theoretical and visual material will be reviewed. Under the guidance of their Educator, students will next enter into the practical portion of training with clients. It will be up to the students to set up their own clients to work with.

THEORY ASSESSMENT

Students must complete a theory examination after training and submit it through their online student portal. Students may consult their Classic training manual as needed during this online exam.

CASE STUDIES

Perfect practice makes perfect! On five models of their choice, students must practice their technique. If students need further help from their educator to complete their case studies, refresher sessions can be scheduled. Students can decide how quickly they want to do their case studies, although we advise them to finish them within three months.

FINAL ASSESSMENT

Once practical assessment and the case study submissions have been assessed and marked and theory is passed.

CERTIFICATION

Once the Educator is confident with the standard of theory and practical work demonstrated, the certificate will be awarded.

Heel Peel

Guided by our comprehensive study materials, mobile app, and video tutorials, this online course will take you through the treatment processes; this course is product specific and will save the therapist time and Your clients will see immediately the amazing difference Callus Peel can make.



- Introduction
- Benefits
- Contra-indications
- Consultation Card
- Step by Step Procedure
- Aftercare Advice
- Certification Process
- 1-day in-class practical training
- Includes practical kit

R4 700 - Incl Kit

ONLINE LEARNING

Students who enroll will be given access to the online student portal, where they must become familiar with the Classic theory and training video lectures. This is your chance to prepare ahead of time by writing down any questions you have for your teacher in class.

PRACTICAL TRAINING

During this full-day lesson, the entire theoretical and visual material will be reviewed. Under the guidance of their Educator, students will next enter into the practical portion of training with clients. It will be up to the students to set up their own clients to work with.

THEORY ASSESSMENT

Students must complete a theory examination after training and submit it through their online student portal. Students may consult their Classic training manual as needed during this online exam.

CASE STUDIES

Perfect practice makes perfect! On five models of their choice, students must practice their technique. If students need further help from their educator to complete their case studies, refresher sessions can be scheduled. Students can decide how quickly they want to do their case studies, although we advise them to finish them within three months.

FINAL ASSESSMENT

Once practical assessment and the case study submissions have been assessed and marked and theory is passed.

CERTIFICATION

Once the Educator is confident with the standard of theory and practical work demonstrated, the certificate will be awarded.

Paraffin Dip

This course is for students who have learned manicures and are ready to move on and learn more advanced and luxurious add-on treatments to their manicures or pedicures.

Our course will give you the skills you need to compete and succeed as a therapist, and you will spend time working on developing your bespoke treatments and menu to offer to your clients when you get home.

R3 700 - Incl Kit



- Introduction
- What do you need
- Preparation for waxing
- Paraffin wax application methods
- Removal of paraffin wax
- Benefits of the treatment
- Who is indicated for the treatment?
- Contra-indications
- Consultation Card
- Certification Process
- 1 day in-class practical training

ONLINE LEARNING

Students who enroll will be given access to the online student portal, where they must become familiar with the Classic theory and training video lectures. This is your chance to prepare ahead of time by writing down any questions you have for your teacher in class.

PRACTICAL TRAINING

During this full-day lesson, the entire theoretical and visual material will be reviewed. Under the guidance of their Educator, students will next enter into the practical portion of training with clients. It will be up to the students to set up their own clients to work with.

THEORY ASSESSMENT

Students must complete a theory examination after training and submit it through their online student portal. Students may consult their Classic training manual as needed during this online exam.

CASE STUDIES

Perfect practice makes perfect! On five models of their choice, students must practice their technique. If students need further help from their educator to complete their case studies, refresher sessions can be scheduled. Students can decide how quickly they want to do their case studies, although we advise them to finish them within three months.

FINAL ASSESSMENT

Once practical assessment and the case study submissions have been assessed and marked and theory is passed.

CERTIFICATION

Once the Educator is confident with the standard of theory and practical work demonstrated, the certificate will be awarded.

Gel Polish

In this course, you will gain the basic skills in preparation for the natural nail and the application of gel polish to fingernails and toenails.

You will identify and use different nail tools, products, and equipment and will also gain knowledge in the health and safety, and aftercare of gel nail polish.

R3 700 - Incl Kit



- Introduction
- What do you need
- Preparation for waxing
- Paraffin wax application methods
- Removal of paraffin wax
- Benefits of the treatment
- Who is indicated for the treatment?
- Contra-indications
- Consultation Card
- Certification Process

ONLINE LEARNING

Students who enroll will be given access to the online student portal, where they must become familiar with the Classic theory and training video lectures. This is your chance to prepare ahead of time by writing down any questions you have for your teacher in class.

PRACTICAL TRAINING

During this full-day lesson, the entire theoretical and visual material will be reviewed. Under the guidance of their Educator, students will next enter into the practical portion of training with clients. It will be up to the students to set up their own clients to work with.

THEORY ASSESSMENT

Students must complete a theory examination after training and submit it through their online student portal. Students may consult their Classic training manual as needed during this online exam.

CASE STUDIES

Perfect practice makes perfect! On five models of their choice, students must practice their technique. If students need further help from their educator to complete their case studies, refresher sessions can be scheduled. Students can decide how quickly they want to do their case studies, although we advise them to finish them within three months.

FINAL ASSESSMENT

Once practical assessment and the case study submissions have been assessed and marked and theory is passed.

CERTIFICATION

Once the Educator is confident with the standard of theory and practical work demonstrated, the certificate will be awarded.



BOOK A CONSULTATION





CONTACT US



(+27) 67 085 2408



www.voyageinternationalbeauty.com



info@voyageinternationalbeauty.com



Instagram: [voyage_international_beauty](https://www.instagram.com/voyage_international_beauty)



Facebook: [@voyagevibeauty](https://www.facebook.com/voyagevibeauty)



Linkedin: [voyage-international-beauty](https://www.linkedin.com/company/voyage-international-beauty)



1A Foreshore, Foregate St, Table Bay Harbour,
Cape Town, 8001, South Africa

Booking Forms, Training Dates, and Payment Plans are available
PAYMENT OPTIONS: EFT, Credit Card, Monthly Instalments

